

The AmTour by Innova Champion Discs
- Vilnius Open 2026
Caddy Book. Main info



#PÜCKORIAL DG COURSE

THE PILGRIM DISCGOLF COURSE



COURSE INFO

1 172 m PAR 4	10 295 m PAR 5
2 135 m PAR 3	11 143 m PAR 4
3 87 m PAR 3	12 106 m PAR 3
4 188 m PAR 4	13 132 m PAR 4
5 155 m PAR 4	14 99 m PAR 4
6 172 m PAR 4	15 76 m PAR 3
7 111 m PAR 3	16 108 m PAR 3
8 144 m PAR 4	17 178 m PAR 4
9 73 m PAR 3	18 176 m PAR 4

TOTAL: 2480 m, PAR 66

LEGEND

- Tee
- Target
- OB
- Hazard
- Mandatory
- Parking

DESIGNED BY
DISC CITY

Welcome!



THANKS TO OUR SPONSORS!!!

MAIN SPONSOR



SPONSORS



Event TDs



Co-TD – TADAS ŪSELIS

All event related Qs

e.mail: tadas.uselis@DiscCity.eu

Mob.: +370 696 72200



TD – DARIUS GRICIUS

All event related Qs

e.mail: darius.gricius@DiscCity.eu

Mob.: +370 687 81223



Tour TD – MARGO PETERS

Tour related questions

e.mail: margo@discsport.ee

Mob.: +372 56649492

Schedule

- Wednesday – course OB lines and temporary Tees will be finalized by the end of the day. Temp baskets (#8 and #17) and temp teesigns (#8, #12, #17, #18) will be installed on Thursday morning.
- Thursday – Practice (from 9:30 am full course layout should be ready). Book your time - <https://discgolffmetrix.com/3568386> .
- Thursday 1-5 pm – check-in and player pack distribution (next to #1 Tee).
- Friday check-in – if not checked in for the event on Thursday, the player MUST check-in and pick up player pack AT LEAST 30 minutes before his/her start (PDGA Competition Manual 1.04.B applies).
- Friday-Sunday – golf start. All groups start from hole #1 with 10 minutes intervals. 1st group – 8:30 am (Sunday – 8:00 am), last - ~4:00 pm (Su – 3:00).
- Friday order (random groups by divisions) – FA3 (8:30+), FA1 (8:50), FA2 (9:20+), MA4 (9:30+), MA2 (10:50+), MA1 (12:50+), MA3 (~14:10+) (groups will be announced on [dgmatrix](#) and [pdga page](#)).
- Saturday order (by scores, by divisions) - MA4, FA3, FA1, FA2, MA3, MA1, MA2
- Sunday order (by scores, by divisions) – FA3, FA1, FA2, MA4, MA3, MA2, MA1.
- Sunday Award ceremony (by the Tee #1) – different times per divisions.

<https://amtour.eu/>

Awards schedule

Award ceremonies will be held by division (by the Tee #1):

(subject to change (earlier or later), depending on speed of play)

- FA3/2/1 - ~12:25 PM (Sudden death if needed - ~12:23 PM)
- MA4 - ~2:45 PM (Sudden death if needed - ~2:43 PM)
- MA3 - ~4:10 PM (Sudden death if needed - ~4:00 PM)
- MA2 - ~5:30 PM (Sudden death if needed - ~5:25 PM)
- MA1 - ~7:00 PM (Sudden death if needed - ~6:50 PM)

Main award rules:

- Awards will be held as soon as possible – the above schedule is approximate. After lead card of your division finishes – proceed to the event center (by tee #1) asap!
- We invite ALL players with “payout” standing, not only TOP3 medalists!

<https://amtour.eu/>

Tournament and course rules

- No practice shots on the course, when rounds has started (i.e. course closed for practice from 8:30 am (Su 8 am) till the last putt ~7:00 pm or even later).
 - Exception – once the last group of the day finishes hole #10, front side of the course (holes 1 to 10 are open for practice). Make sure that all groups has left the front side!
 - Practice is allowed on all holes, once all groups finished the round (NB – temp baskets might be removed).
- There is no driving field on the course – warm up net for drives, +putting baskets will be available. Check info for suggested warm up small courses in Vilnius.
- Pick up player pack – available at Tee #1 1-5 pm on Thursday and Friday (pick it up at least 30 minutes BEFORE your round). PDGA Competition Manual 1.04.B-C applies.
- Player's must check-in in person at least 5 minutes before their rounds at tee #1. Players who do not check in with the starter by this time or who are not present at the starting hole for the 5 minutes preceding their tee time receive two penalty throws. (PDGA Competition Manual 1.04.E – A-tier level rules will be used!).

Scoring

- Electronic scorecards only:
 - Each player MUST mark the scores.
 - PDGA.com (pdga.com/score) will be an OFFICIAL scorecard. Password will be sent by email from dgmtrx system. Recommended to be used by 3 players in the group.
 - DGmtrx.com will be used as secondary scorecard. Recommended to have one volunteer in the group. Please mark statistics! (Guides how to fill it - <https://discgolfmetrix.com/?u=rule&ID=24>).
 - If e.scoring not possible, we'll have paper scorecards as a backup. Pick it before the start. Please return your paper scorecard to Tournament center after the round.
 - Double check all scorecards after the round!
 - Don't forget to confirm and click SUBMIT on PDGA.com !

Important locations

1. Warm up area – driving net and baskets.
 2. WC – corner of parking.
 3. Parking – try to use official parking. If full – park on the side of the street (see the map ->).
 4. Possible area for short approach practice shots (be careful with bad shots from tee #11 ☺); you can also throw some strong shots to the side of the hill – from parking lot (don't get into #11 Fairway).
 5. Tournament center (by the tee #1), Awards will be held here too!
 6. Food truck.
- P – parking places.

DISC GOLF COURSE



Getting to the Pūčkoriai course

[Course location](#) (click)

By car – easy 😊

By taxi (Bolt or similar; using BOLT app is a good idea) – easy

By bus – bus stop „Pūčkoriai“ – right at the entrance to the course.

Bus No 74 goes there from the Station. [Schedule](#) .

Good idea to use m.Ticket app – you can check schedules and buy bus tickets there.

On weekends – bus No 6G („G“ stands for „greitasis“ – fast) – starting from 9 am also stops there.

6G starting stop – „Žalasis tiltas“ (Green bridge). [Weekend schedule](#) (only „blue“ times stop at Pūčkoriai).

Other courses in Vilnius

Recommended warm up small courses:

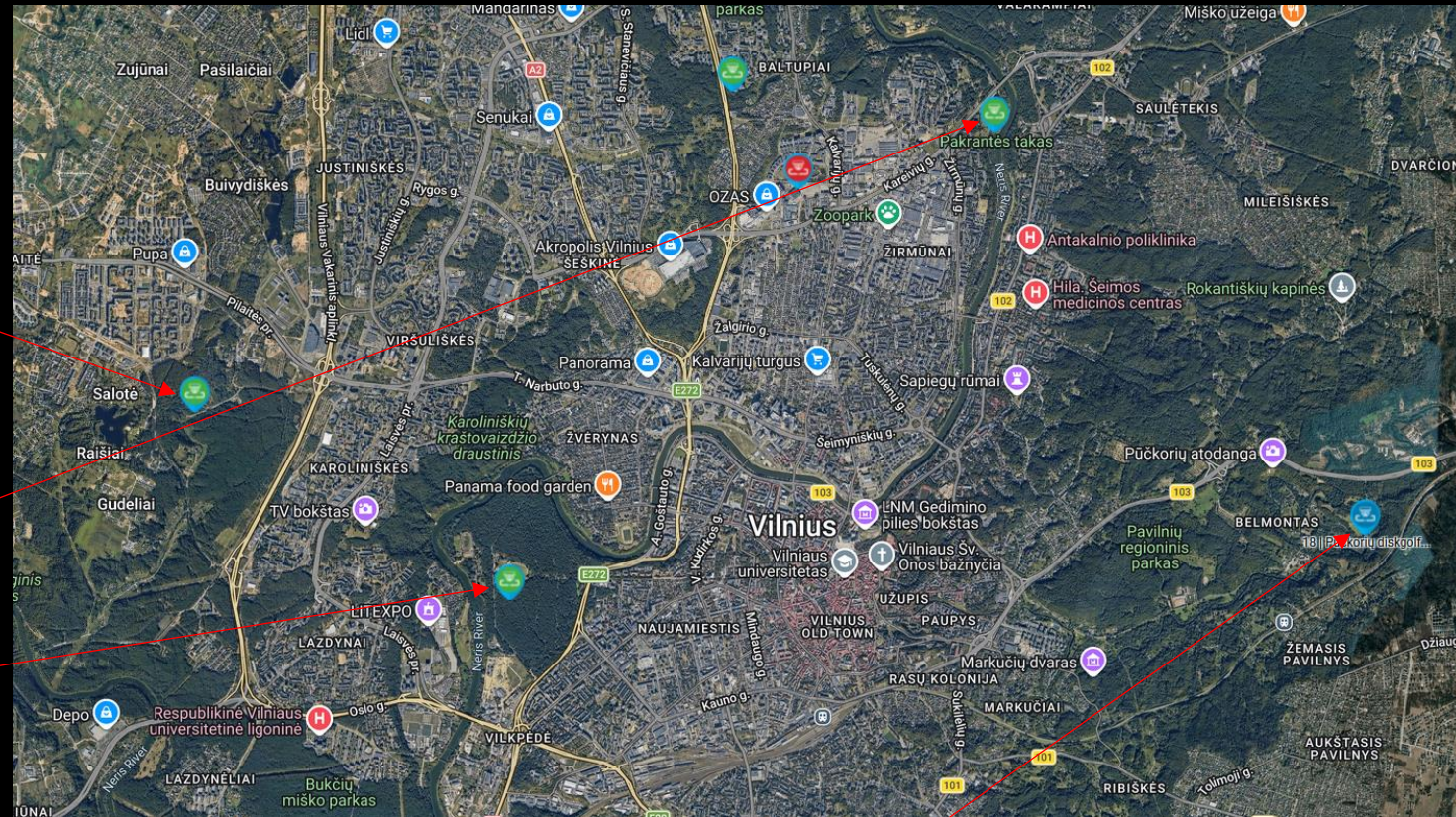
Pilaitės DG course – 7 holes, longest driving distances, but more distant and harder to find 😊

Žirmūnų course – 7 beginner friendly holes + open space for ~100-120 m drives (beware walkers-by and dogs)

Vingio course – 8 woody approach holes + big field for drives (worse weather = less people)

Find all courses in Lithuania here:

<https://disccity.eu/en/content/17-courses>



Tournament Course - Pūčkoriai (The Pilgrim)

Food Truck

Magic Food Makers will be on the spot
(next to the main parking) all 3 days.

From ~11 AM till...

Use **secret code** and get 1 EUR OFF for each
item on menu.

Secret code: **VILNIUS IS THE BEST** 😊



Side games

Ace #3

Our sponsor – DISCCITY.EU will give 100 EUR coupon for EVERY ACE made on hole #3 !!! ALL 3 days!

BTW – if you need a disc delivered to the course – buy it on DiscCity.eu (before 11 PM) – and pick it up on the course next day!



#PÜCKORAI DG COURSE

THE PILGRIM

DISCGOLF

COURSE

3

PAR 3
87 m

An island hole - only island is safe. All the rest is HZ (Hazard).

DESIGNED BY DISC CITY

Pūčkoriai course

- PAR66
- 2480 meters long
- Disclaimer:
 - If TEE sign says "OB lines - asphalt" - it means, that asphalt is OB line, and everything behind asphalt is also OB.
 - OB lines marking – flags or sticks of the same color. Asphalt street or water as OB line. And the fence (on #4).
 - HZ lines marking – flags of different color than OB (on #3 and #5).



Hole #1

- This year we have water behind the basket (it's behind OB line, just be aware that losing the disc is possible with way too long shots).

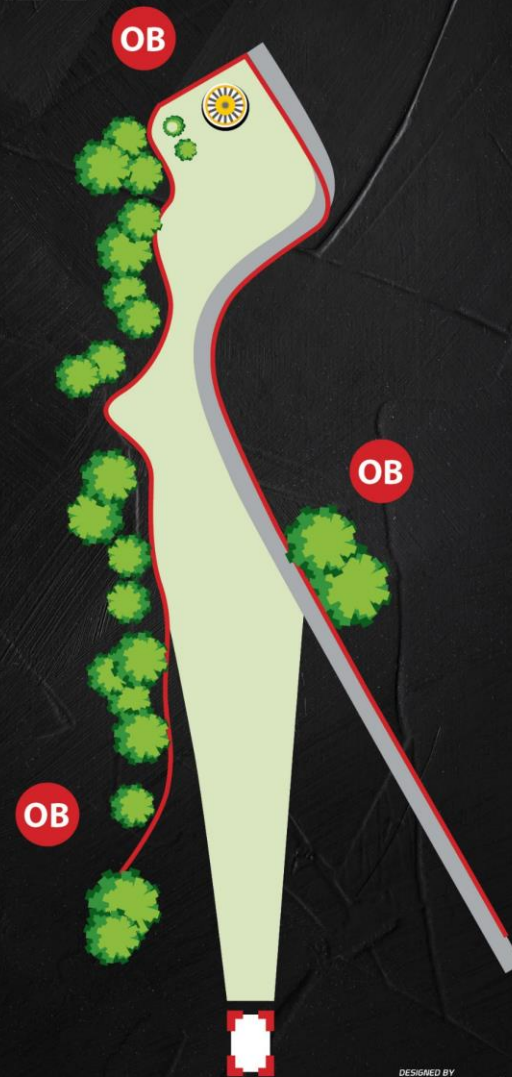
#PŮCKORIALDG COURSE

THE PILGRIM DISC GOLF COURSE



PAR 4
172 m

OB lines - as marked.



DESIGNED BY
DISC CITY™

Hole #2

- Big wooden poles behind the basket are not OB lines, just a casual part of the course!

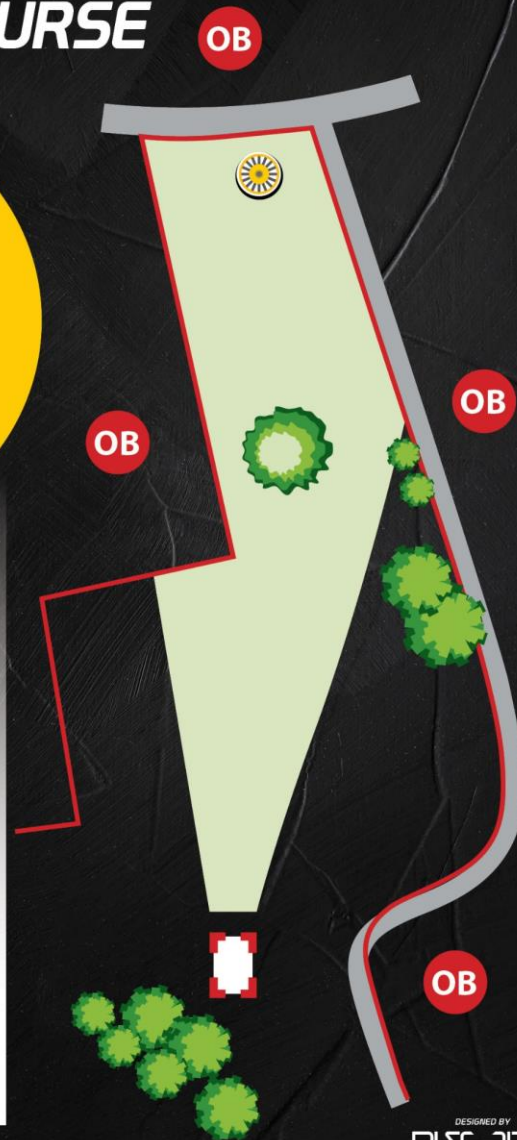
#PŮCKORIALDG COURSE

THE PILGRIM DISCGOLF COURSE



PAR 3
135 m

OB lines - as marked
(island of #3 is OB too).
Asphalt behind the
basket.



DESIGNED BY
DISC CITY™

Hole #3

- Anything outside the island is HZ!
- Ace it and win 100 EUR coupon from DiscCity.eu !

#PŮCKORIAI DG COURSE

THE PILGRIM DISCGOLF COURSE



PAR 3
87 m

An island hole - only island is safe. All the rest is HZ (Hazard).



Hole #4

- Corner of the fence (two segments, one of each side) has gone! The OB line is in place, but the corner is marked by the flags and line extends to the fence.
- OB line is flags or concrete poles of the fence.

#PŮČKORIALDG COURSE

THE PILGRIM DISC GOLF COURSE

4

PAR 4
118 m

Mando tree - play on the left. If missed - re-tee.
OB lines - water on left; over the fence or marked line; marked lines around the basket (fairway of #5, Island of #3, OB line behind the basket).



Hole #5

- Island is marked with white flags – it is HZ around it, except asphalt street – it is OB. HZ lines extends straight to asphalt.
- Big wooden poles are not OB lines, just a casual part of the course!



Hole #6

- It's not often the case, but sometimes discs go into water on the left. Group can decide to have one spotter to see it (just stay at the entrance to the fairway – it's well visible from there).

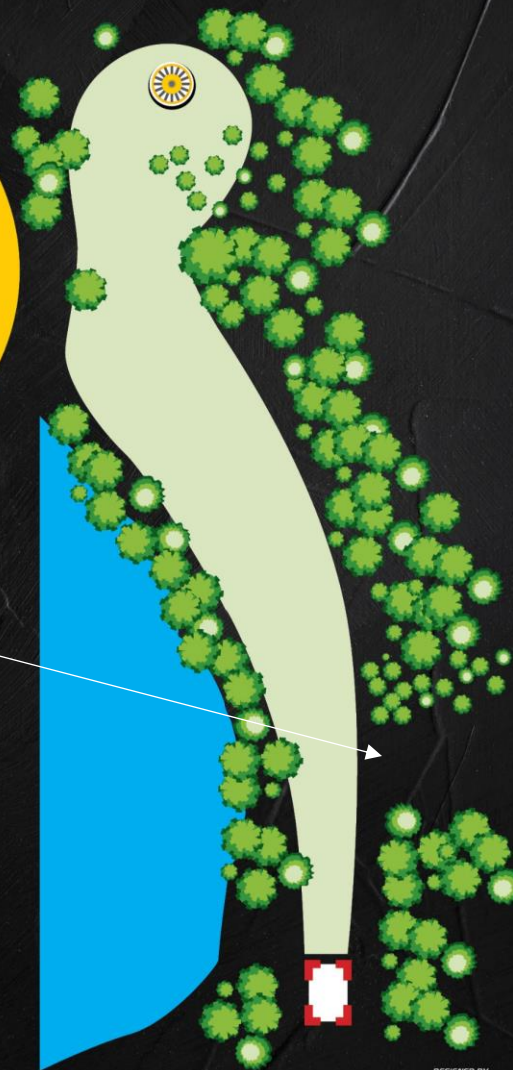
#PUČKORIALDG COURSE

THE PILGRIM DISCGOLF COURSE



PAR 4
172 m

OB lines - water on left;
asphalt - far up the hill
on the right.



Hole #7

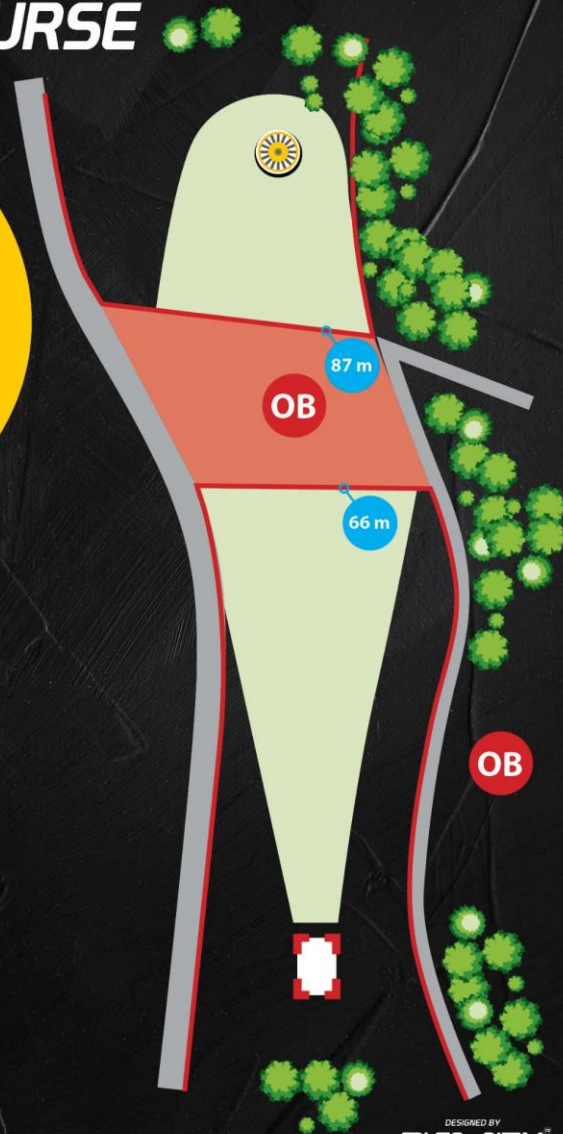
#PŮCKORIAL DG COURSE

THE PILGRIM DISCGOLF COURSE



PAR 3
111 m

OB lines - asphalt on the left, marked line on the right, and marked gap crossing the fairway.



Hole #8

- We expect to have a spotter on the hole all the time!
- If some random people are coming from the tee pad side – we advise group to talk to them and ask to wait for your throws. Most people don't know what is happening here but are friendly once explained.

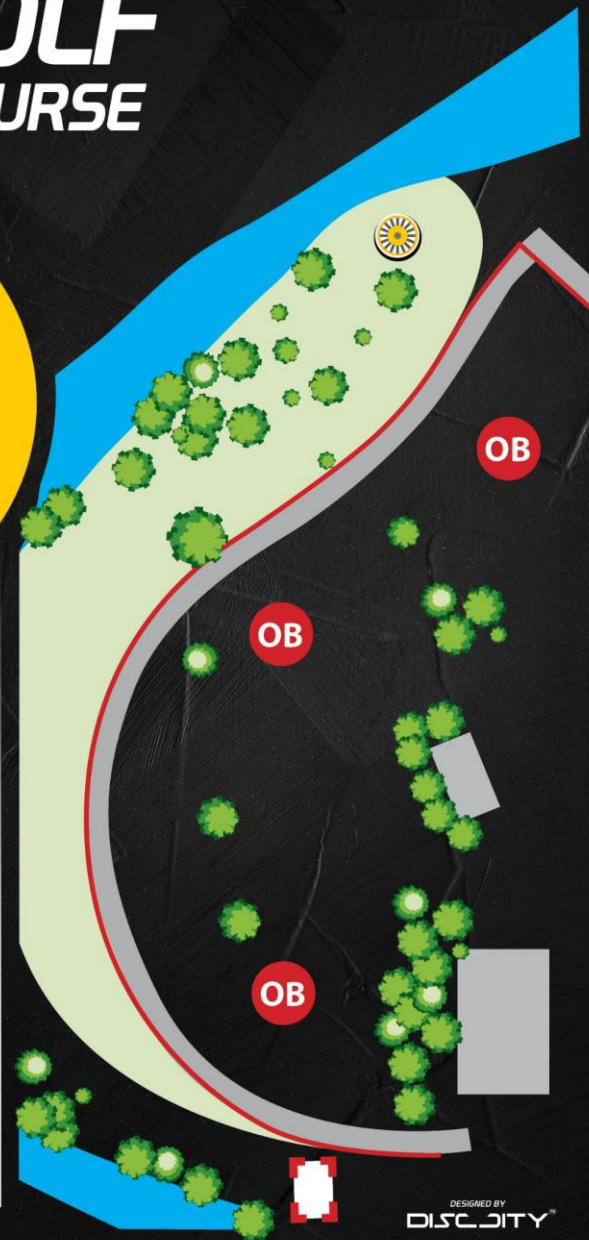
#PŮCKORIALDG COURSE

THE PILGRIM DISCGOLF COURSE



PAR 4
144 m

OB lines - river on the left,
marked line on the right.



DESIGNED BY
DISC CITY™

Hole #9

- Right side – there is water down the hill. It is not OB, it is casual area (you can take relief away from the basket without penalty). If it is not possible to play even with relief, take a penalty stroke and re-tee.
- Big tree has fallen right behind the basket – it can create some “special stances”. No extra relief rules are in place – play by official PDGA rules.

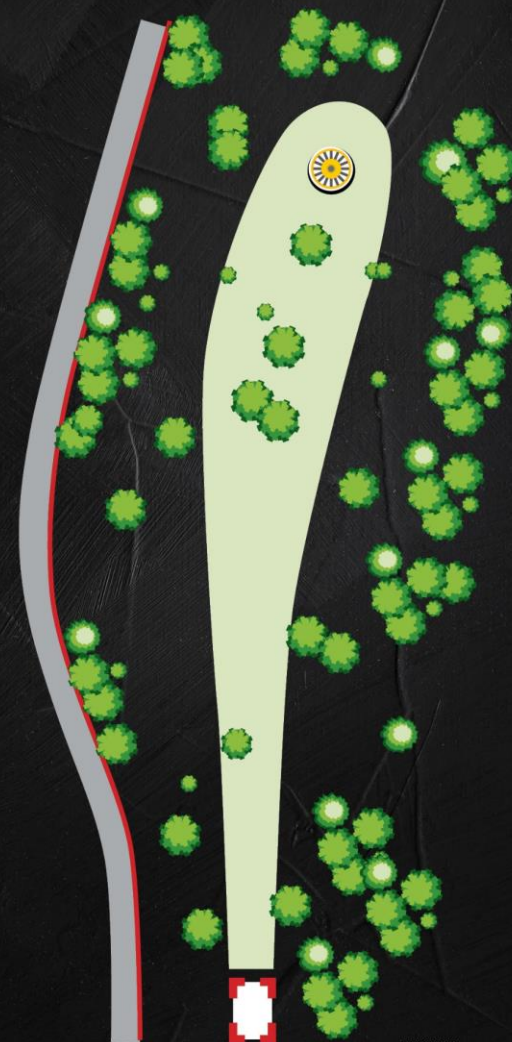
#PŮCKORIALDG COURSE

THE PILGRIM DISCGOLF COURSE



PAR 3
73 m

OB lines - asphalt
on the left.



DESIGNED BY
DISC CITY™

Hole #10

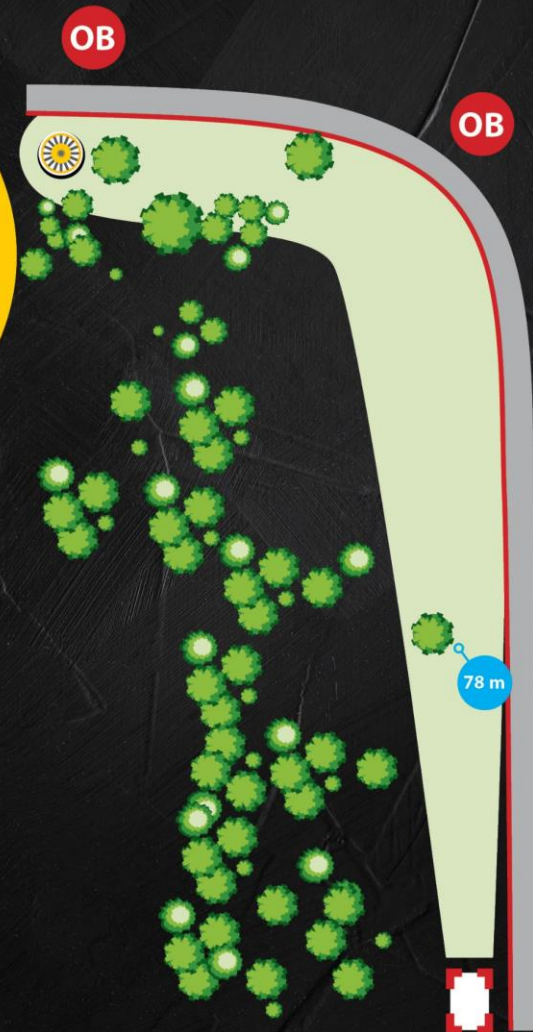
#PŮCKORIAL DG COURSE

THE PILGRIM DISCGOLF COURSE



PAR 5
295 m

OB lines - asphalt
on the right.



Hole #11

- In case no spotter in place (not likely) – please spot for possible passing people on the footpath.
- Usually, it is enough to get up the small hill on the left side in front of the tee.
- Pile of old wooden stairs (at the bottom of the hill) is part of the course, please don't move it!

#PŮCKORIAL DG COURSE

THE PILGRIM DISCGOLF COURSE

11

PAR 4
143 m

No special rules.



DESIGNED BY
DISC CITY™

Hole #12

- Mando lines are marked by white sticks, and it extends to infinity.
- Hitting the front of Mando trees, bouncing back – it is safe.

#PUCKORIAIDG COURSE

THE PILGRIM DISCGOLF COURSE

12

PAR 3
106 m

Double Mando - throw between two marked trees. If missed - re-tee. OB lines - marked line on the left; if not marked, then it is asphalt.



Hole #13

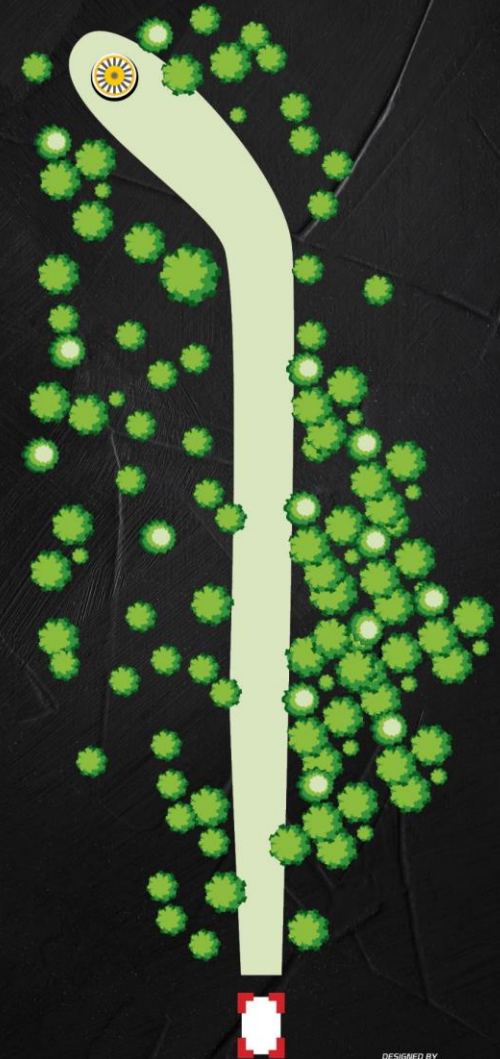
#PŮCKORIALDG COURSE

THE PILGRIM DISC GOLF COURSE



PAR 4
132 m

No special rules.



DESIGNED BY
DISC CITY™

Hole #14

- Mando lines are marked by white sticks.
- Hitting the Mando tree and bouncing back is still safe.

#PŮCKORIAL DG COURSE

THE PILGRIM DISC GOLF COURSE

14

PAR 4
99 m

Double Mando - throw between two marked trees. If missed - play from marked Drop Zone (by the M tree).

OB

M

M

45 m

Hole #15

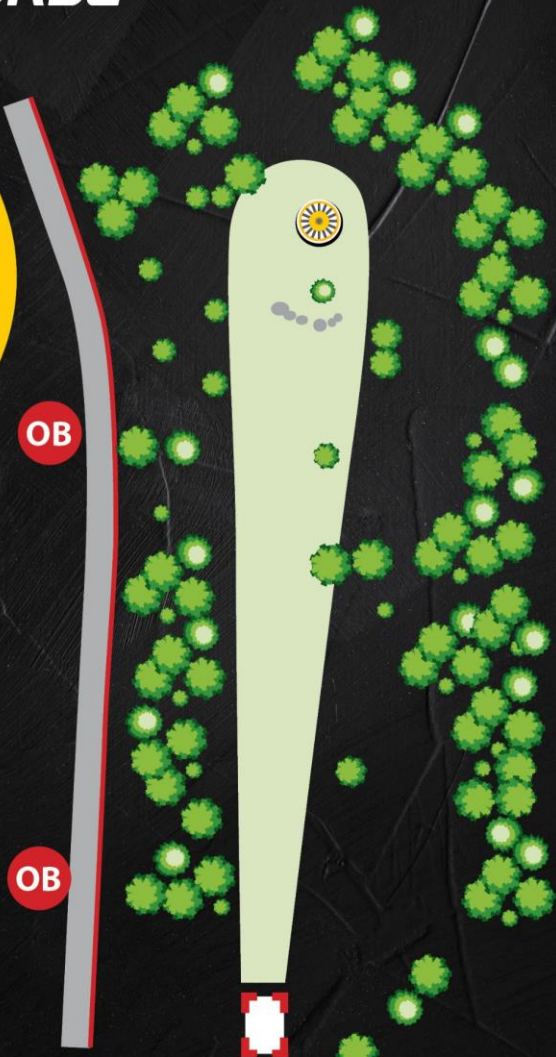
#PŮCKORIAL DG COURSE

THE PILGRIM DISCGOLF COURSE



PAR 3
76 m

OB lines - asphalt
on the left.



Hole #16

- OB line on the right moved somewhat closer; to give more room for #18 fairway (it is a shared OB line between these two holes).

#PŮCKORIAL DG COURSE

THE PILGRIM DISCGOLF COURSE

16

PAR 3
108 m

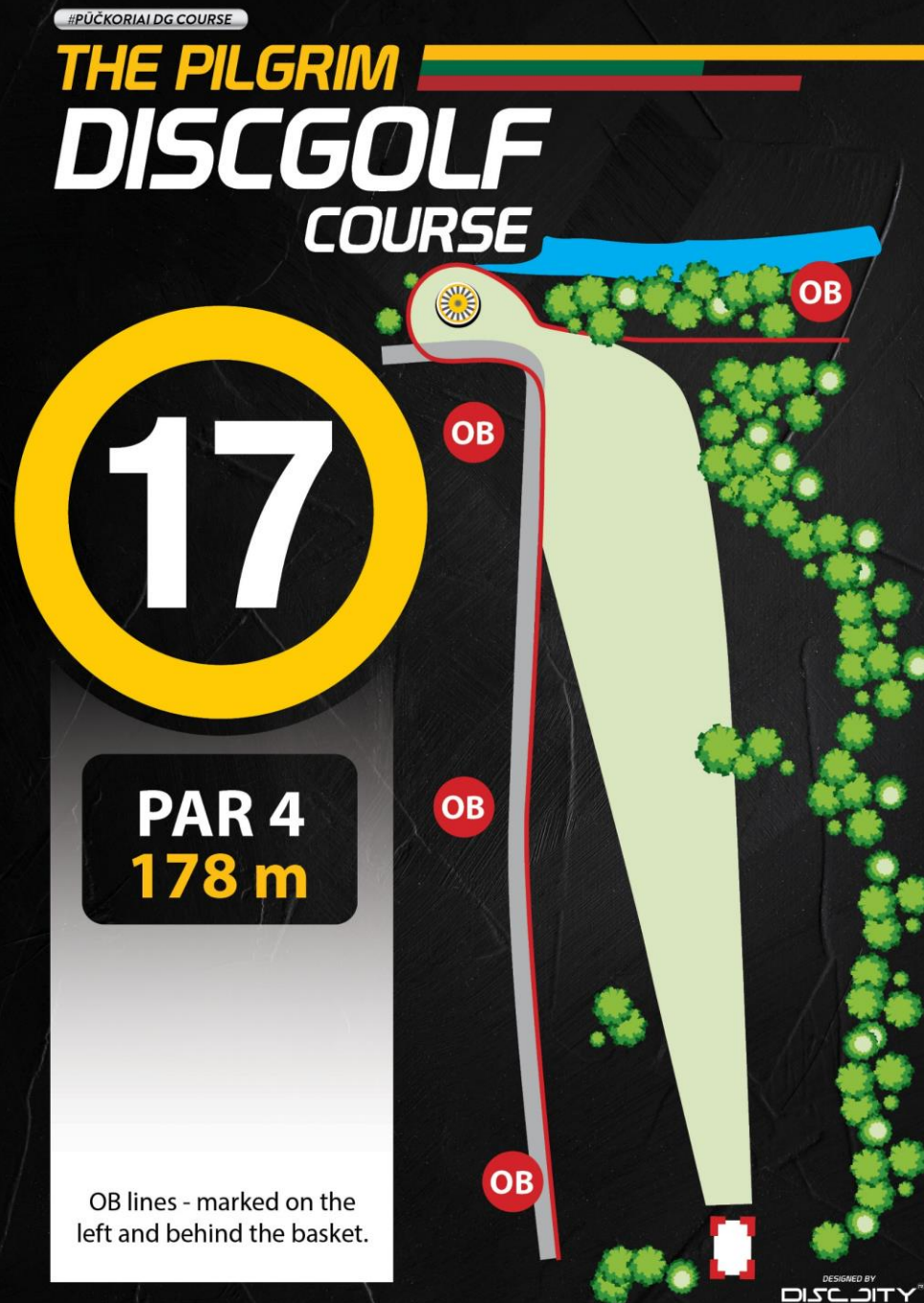
OB lines - marked on the right, and asphalt on the left and behind the basket.



DESIGNED BY
DISC CITY™

Hole #17

- Hopefully, we will have rollaway disc catching net installed in “river OB”.
- Pick the discs from the net with retrievers or leave it there – we will pick it after the round. Don’t climb the bank – it’s dangerous!
- We should have a spotter here all the time.



Hole #18

- Share OB lines with #17 and #16.
- Read carefully the tee sign OB and DZ rules!

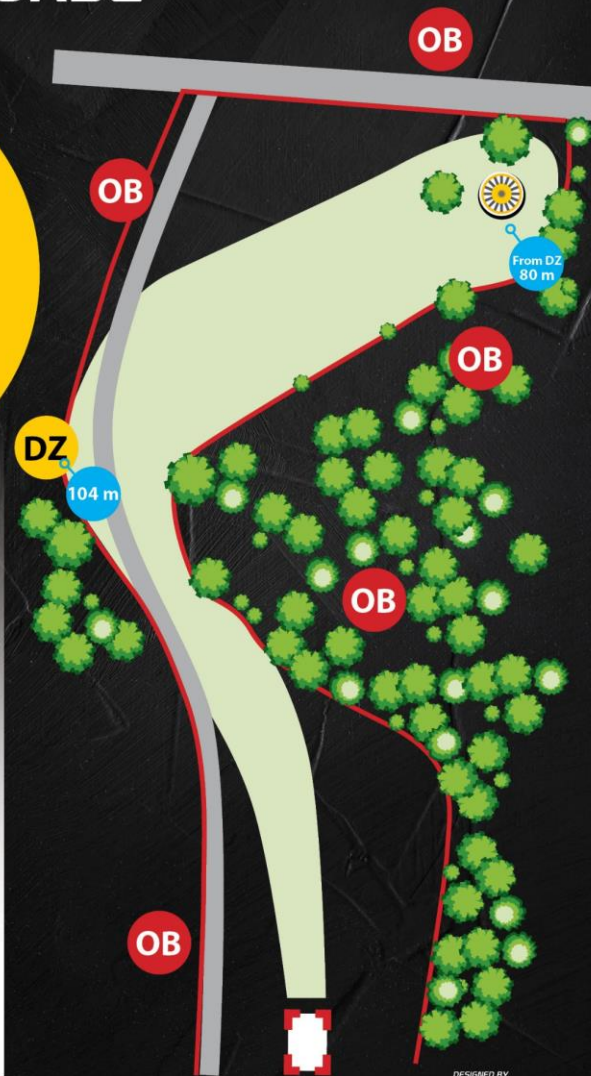
#PŮCKORIAL DG COURSE

THE PILGRIM DISCGOLF COURSE

18

PAR 4
176 m

OB lines - marked on right and left, asphalt behind the basket. If Tee shot goes OB - normal OB rules apply. Any later throw to OB gives 3 options: 1. Re-throw. 2. Play normal OB rules. 3. Proceed to marked Drop Zone (DZ).



DESIGNED BY
DISC CITY

THE **AMTOUR**

AMATEUR DISC GOLF REDEFINED

