

Snowy Mountains Disc Golf Club

Aussie Disc Golf Day 2023



Adventist Alpine Village

HxY 2023 ADGD Layout

Caddy Book

Sponsored by:



Time

24th September at 10am. Players meeting at 9:30am

Location

Adventist Alpine Village

Event

Aussie Disc Golf Day is a National virtual competition held across divisions on different courses all over the country. We will be playing 2 rounds of the same course on the day. Tee off for round 1 will be 10am and round 2 will be around 2pm

Course

The course is a unique layout for this event which will include temporary basket locations. This caddy book should help you to practice the holes beforehand. We hope to have baskets in their locations in the week leading up to the event.

Registration

Register using the Metrix disc golf app. Search competitions and find the 24th of September. Our event will be titled with Snowy Mountains ADGD when it is open for registration,

Rules and Courtesy

Please be mindful of the campers and general public when practicing for this event as well as on the day. If we need to make changes to the course on the day due to caravans/tents etc. we will do so. Always give way to other park users. This course is on private land, and we hope to enjoy freedom of access long into the future.


Hole 1

175m Par 4 to Basket 3 from the 1st Teepad. Road OB.
Spotter may be required if carrying the road on your second shot.



Hole 2

189m Par 4 to basket 6 from the 4th tee pad. Mandatory right of the tree in the centre of the fairway. Drop zone to the right of the mandatory.



Hole 3

124m Par 4 to basket 8 from the 7th tee pad. Mandatory right of the tree in front of the tee pad. Carry directly over the 7th basket for a perfect tee shot.



Hole 4

71m Par 3 to a new Basket location. OB beyond the fence line.
Drop zone if OB after any throw. Small gap for the direct line,
large gap on the left but carries the OB.



Hole 5

58m Par 3 to a new basket location. OB left of fence. Safe gap in the right side is small but the bigger gap sits right above OB.
Basket will be suspended by the tree.



Hole 6

157m Par 4 to basket 1 from the 7th tee in reverse. Mandatory left of the left most poplar tree. Drop zone near the second basket. The safer your first shot to the left, the longer your approach will be. OB Road long.




Hole 7

118m Par 3 to basket 4 from the 2nd tee. Accuracy and distance needed here.



Hole 8

81mm Par 3 to basket 5. Keep it simple.



Hole 9

244m Par 4 to basket 9 from the 6th tee. Mandatory left of the small gum by the 7th tee pad. Hardest hole on the course. Avoid right side of the fairway early or a big number might be coming.



Hole 10

89m Par 3 to basket 1. Mandatory left of first poplar tree. Lefties and forehand players will be licking their chops.



Hole 11

81m Par 3 to basket 3. Spotter required for this road carry.



Hole 12

122m Par 4 to a new basket location. Eagle chance for the aggressive shot down the road. Safe birdie or par play available by laying up straight across the road. OB Road and left side.

Drop zone for discs that never cross in bounds.




Hole 13

90m Par 3 to basket 2. Find the gaps on the right side to keep it simple, or take on the sky, high and to the left.



Hole 14

128m Par 4 to basket 7 from the 12th tee. Mandatory left of the trunk of this tree. Pitch it to the tee pads to keep it simple down the tunnel.




Hole 15

101m Par 3 to basket 5. Good luck.



Hole 16

88m Par 3 to basket 6. Hit the gap.



Hole 17

85m Par 3 to basket 8. Pure this small window to get a look.
These trees can be dense.



Hole 18

153m Par 4 to basket 9. Keep your tee shot clean and this hole will be a good scoring opportunity.

